



MINISTRY OF EDUCATION
PRIMARY ENGAGEMENT PROGRAMME
GRADE ONE WORKSHEET
SUBJECT: LITERACY
LESSON: 1 WEEK 11

Name _____



Date _____

PHONICS

TOPIC: Consonant blend **bl-**

FACT/ TIP: A consonant blend is when two or three consonants are joined together in a word and each letter makes its own sound.

PRACTICE EXAMPLE: /bl/ as in block, blade







blade



block

ON YOUR OWN

Look at the pictures below and say their names. Write the *bl-* blend and spell the word.

	_____ackboard
	_____ow
	_____ouse
	_____ind

READING

Read the story.

Blake is boy. He lives in Blue Hills.

He has black hair and brown eyes.

Blake is blind but can do anything.

His dog is Blueray. Blueray loves cake.

At Blake's party, Blueray blew the candle out.

VOCABULARY

TOPIC: Antonyms

FACTS/TIPS: Antonyms are words **opposite** in meaning.







PRACTICE EXAMPLE:



empty



full

 <p>cold</p>	 <p>_____</p>
 <p>night</p>	 <p>_____</p>
 <p>sleep</p>	 <p>_____</p>